

Teaching Curiosity & Creativity Through Photography

Nicole Croy

Copyright
Davis Publications, Inc.
DO NOT DUPLICATE

Nicole Croy

Website: NicoleCroy.com

Facebook Group: “High School Photography Teachers”



Nicole Croy

- Master of Art (Photography), University of Saint Francis
- Currently teach darkroom/ digital/ alternative process/ AP Photography
- AP Reader for College Board of Education
- 2016 NACS Teacher of the Year
- Guest Writer, Photographer, Artist Spotlight for Davis Publication. *Focus on Photography 2nd Edition* Textbook.
- Guest Artist, *Guide to Photographic Alternative Processes* by Jill Enfield.

A little bit about my personal photography...




Overview

This presentation focuses on teaching educators how to...

- Embrace curiosity and inspire creativity in the classroom
- Foster meaningful conversations about art production and criticism
- Help students communicate their ideas and encourage self-expression
- Teach students to embrace the “F” word through discussion and critique. (F= Fail)









Embracing the “F” Word (F = Fail)



Shown with permission from student.



Shown with permission from student.



Copyright
Davis Publications, Inc.
DO NOT DUPLICATE


Traditional Cyanotype

(3 Negatives Layered)



Shown with permission from student.

Video: How to Make a Cyanotype



Video: Rinsing your Cyanotype



Traditional Cyanotype PROCESS



Traditional Cyanotype PROCESS




Worktime:

Let's take a few minutes and make a quick cyanotype.

Try to produce a large white space on your cyanotype by using an opaque object. Like this...

We will use this cyanotype later for an alternative process, but you need some white (negative) space.



Post-It Note Critique



Hand Sanitizer Transfers



Shown with permission from students.

Video: Making a Hand Sanitizer Transfer



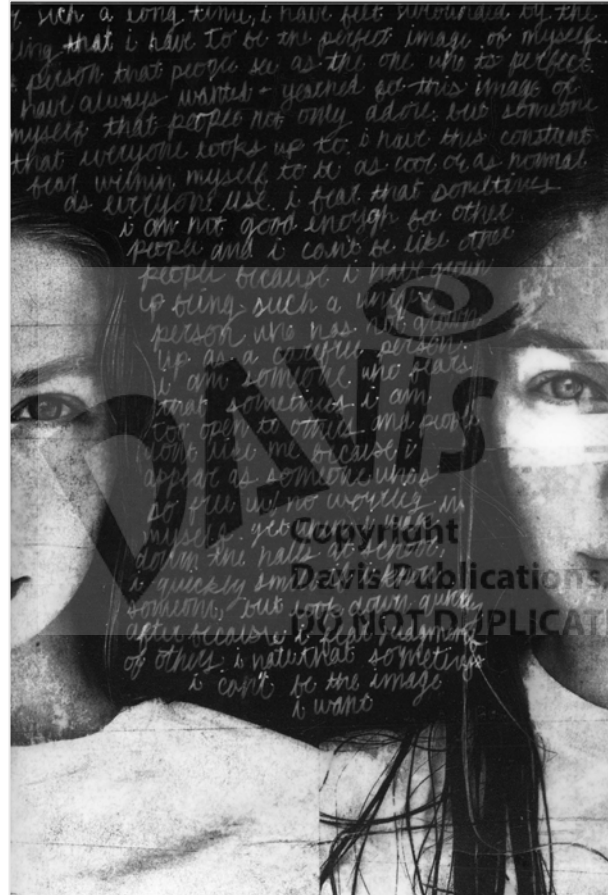
Worktime:

Let's take a few minutes and make a quick hand-sanitizer transfer. We will do this together.


Copyright
Davis Publications, Inc.
DO NOT DUPLICATE

Tape Transfers

Shown with permission
from students.



Tape Transfers (Video on Next Slide)



Shown with
permission
from students.



Video: Making a Tape Transfer



Copyright
Davis Publications, Inc.
DO NOT DUPLICATE

Video: Finalizing your Tape Transfer



Tape Transfers **PROCESS**



Tape Transfers **PROCESS**



Combining the Cyanotype & Hand Sanitizer Transfer **PROCESS**



Hand Sanitizer Transfer **PROCESS**



Combination of all 3 Processes

(Combination of Cyanotypes, Hand Sanitizer Transfers on top of dried cyanotypes, Tape Transfers, as well as sewing, cutting, and white pen linework)



DETAIL SHOTS

(Combination of Cyanotypes, Hand Sanitizer Transfers on top of dried cyanotypes, Tape Transfers, as well as sewing, cutting, and white pen linework, etc.)



DETAIL SHOTS with the amazing white pen



Making your Book Covers (if you used the accordion paper)

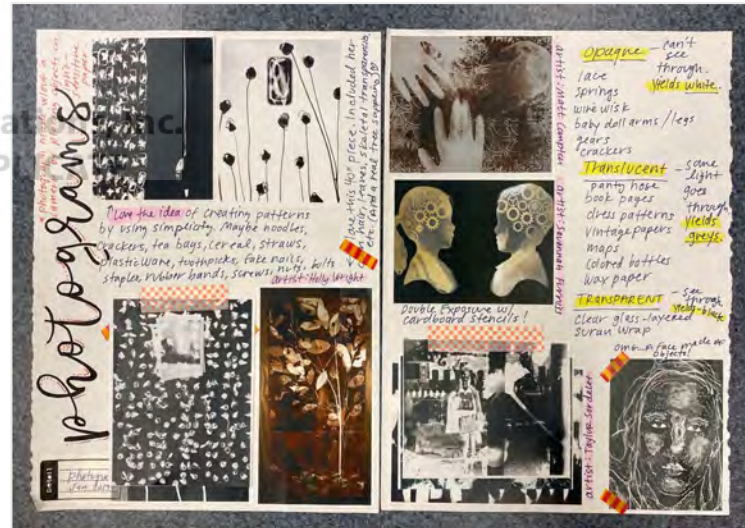

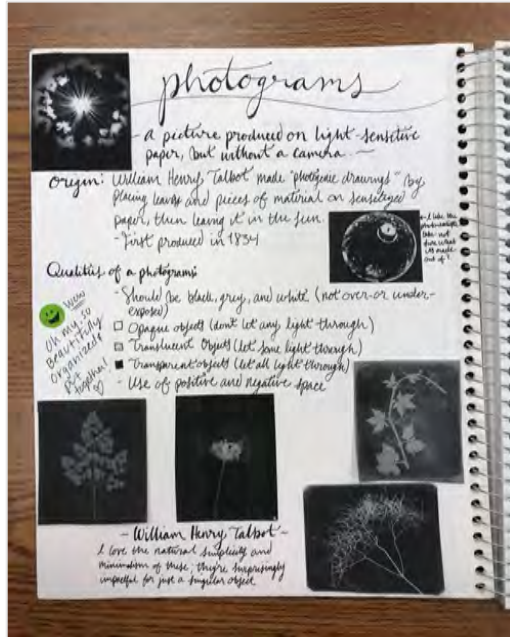


Masking Tape Critique



Keeping a Sketchbook

- communicate ideas
- encourage self-expression




Displaying Artwork

Letting students take ownership...



Cell Phone Response Project





Copyright
Davis Publications, Inc.
DO NOT DUPLICATE

Giveaway!

SchoolArts Collection: Media Arts Curated Media Arts Articles

Chapters

- Defining Media Arts
- Digital Design
- Film, Animation, and Game Design
- Virtual Reality, 3D Printing, and Robotics
- Digital Photography

DavisArt.com/SchoolArtsCollection



Free Webinars & Resources

DavisArt.com/FreeResources

- Complimentary PD
- Webinar recordings
- Free Lessons and Videos
- K12ArtChat: The Podcast
- Adaptive Art Resources

FaceBook

@SchoolArtsMagazine

Instagram

@SchoolArts_Magazine

Twitter

@SchoolArts

Copyright
Davis Publications Inc.
DO NOT DUPLICATE