

Contents

Chapter 1 What Is Drawing?

Overview 3

A Brief History of Drawing 4

The Purposes of Drawing 6

**Drawing for Design:
Michael Graves Tea Kettle** 8

**Drawing Becomes:
Roy Lichtenstein Sculpture** 12

Criticism and the Critical Process 13

**Art Fundamentals:
Line in Mark-Making** 16

Drawing Media and Materials 17

How to: Create an Oil Pastel 21

Sketchbooks 22

**Drawing on History: Delacroix's
Moroccan Sketchbooks** 23

Finding Inspiration 24

Originality 26

Study Drawings 27

**Nontraditional Approaches:
Sonja Hinrichsen** 28



Student Gallery 29

Studio Experience: Study Drawing and
Original Drawing 30

Career Profile: Mohamed Zakariya 32

Chapter Review 33

Chapter 2 The Basics

Overview 35

**A Brief History of Drawing
Elements and Principles** 36

The Formal Language of Art 38

The Elements of Art 39

The Principles of Design 43

**Drawing for Design:
Bauhaus Weaving Workshop** 42

Art Fundamentals: Color Theory 46

**Drawing on History:
Goethe's Theory of Color** 47

Observational Drawing 48

Line Drawing 48

How to: Draw a Tree from Observation 49

Basic Shapes 51

Framing and Sighting 52

How to: Use Sighting 54

Organizing a Composition 56

**Drawing Becomes:
Spoonbridge and Cherry** 59


**Nontraditional Approaches:
Drawbots** 60

Student Gallery 61

Studio Experience: Conducting
a Visual Investigation 62

Career Profile: Nancy Burns 64

Chapter Review 65



How to: Draw Drapery Folds, Shadows,
and Highlights 82

**Drawing Becomes:
Drapery Study for a Portrait** 83

Space in Still Life 84

**Art Fundamentals: Space
(Element of Art)** 85

**Nontraditional Approaches:
Katharine Morling** 86

Student Gallery 87

**Studio Experience:
Draped Corner Still Life** 88

Career Profile: Sean Huxter 90

Chapter Review 91

Chapter 3 Still Life

Overview 67

A Brief History of Drawing Still Life 68

Organizing a Still Life 70

Defining Forms with Value 70

How to: Draw a Still Life in Contour Line 72

Drawing for Design: An Iconic Chair 73

Defining Forms in Space 74

Single Objects as Still Life 75

**Drawing on History:
The Index of American Design** 76

How to: Draw a Paper Bag 77

Collage 78

Drawing on History: Papier Collé 79

Still Life as Metaphor 80

Drapery 81

Chapter 4 Drawing Landscapes

Overview 93

**A Brief History of Drawing
Landscapes** 94

Seeing and Organizing Landscapes 96

**Drawing on History: Thomas Moran and
the American Landscape** 97

Organizing Space with Grounds 98

How to: Organize a Landscape 99

Alternate Ways of Seeing Landscape 100

Drawing Becomes: Kimono Art of Itchiku Kubota 101

The Elements of Landscape 102

Art Fundamentals: Negative Space 104

How to: Develop a Night Landscape 105

Creating Space with Aerial Perspective 106

Drawing for Design: The High Line 107

Eye Levels 108

Nontraditional Approaches: Monika Grzymala 110

Student Gallery 111



Studio Experience:

Drawing a Landscape 112

Career Profile: Derrick Wolbaum 114

Chapter Review 115

Chapter 5 The Built Environment

Overview 117

A Brief History of Drawing the Built Environment 118

Organizing Constructions in Space 120

Linear Perspective 121

How to: Draw a City Street in One-Point Perspective 124

Drawing on History: Kevin Lynch and *The Image of the City* 127

Point of View and the Built Environment 128

Drawing for Design: The Holland Prize 130

How to: Draw with Ink and Wash 131

Art Fundamentals: Intentionality and Perspective 132

More Ways to Look at the Built Environment 133

How to: Create a Charcoal Wash 134

Expressive Uses of the Built Environment 135

Drawing on History: Piranesi's Dark Visions 136

Drawing Becomes: Christo and Jeanne-Claude's *Wrapped Reichstag* 139

Nontraditional Approaches:

Terry Winters 140


Student Gallery 141

Studio Experience:

Drawing Your Home 142

Career Profile: Shiyao Liu 144

Chapter Review 145



Chapter 6 The Figure

Overview 147

A Brief History of Figure Drawing 148

Purposes of Figure Drawing 150

Ideal Figures 153

**Drawing on History:
The Classical Ideal** 156

Figure Anatomy 157

How to: Draw with Continuous Line 159

**Drawing for Design:
Medical Illustration** 160

The Artist and the Model 161

How to: Draw a Sighted Figure 162

**Drawing Becomes: Michelangelo's
Study for *The Libyan Sibyl*** 164

Foreshortening the Figure 165

**Art Fundamentals: Repetition
and Intensity** 166

Figure Poses and Movement 166

**Drawing on History: Abraham
Walkowitz and Isadora Duncan** 168

The Figure in Contour and Value 169

**Drawing on History:
Allan Houser's *Ghost Dancers*** 171

Expression and the Figure 172

**Nontraditional Approaches:
Heather Hansen** 174

Student Gallery 175

**Studio Experience:
Drawing on the Canon** 176

Career Profile: Karla Monterrosa 178

Chapter Review 179



Chapter 7 Portraits

Overview 181

A Brief History of Drawing Portraits 182

Portraits as Documents 184

Portraits as Illustration and Exploration 185

Drawing Becomes: Making an Ukiyo-e Woodblock Print 186

Working with a Model 187

The Portrait Poses 188

Art Fundamentals: Contrast (Principle of Design) 189

Anatomy and the Portrait 190

Drawing for Design: One-Sheet Movie Poster 192

Contour Portraits 193

How to: Create Lighting Effects 194

Focus on the Features 196

The Mouth 196

Eyes 197

The Nose 198

Hair 199

How to: Draw Facial Features 200

Drawing on History: Hockney's Camera Obscura 202

Relating the Features 203

How to: Create a Trois Crayons Portrait 206

Expressions 207

Nontraditional Approaches: Marlene Dumas 208



Student Gallery 209

Studio Experience:

Grounded Charcoal Portrait 210

Career Profile: Robert Liberace 212

Chapter Review 213

Chapter 8 Drawing Animals

Overview 215

A Brief History of Drawing Animals 216

Basic Shapes and Animal Anatomy 218

Drawing Becomes: Henry Moore's Sheep 220

Observing Animals 221

How to: Create an Animal Value Study 222

Drawing for Design: Beatrix Potter's Animals 223

Exotic Animals 224

Drawing Animals in Motion 225

Drawing on History: Muybridge's Motion Studies 226



Art Fundamentals:
Visual or Implied Texture 227

Animals with a Message 228

How to: Use Drawing with
Digital Imaging 230

Nontraditional Approaches:
Kim Nam-Pyo 232

Student Gallery 233

Studio Experience: A Hybrid Animal 234

Career Profile: David Sibley 236

Chapter Review 237

Chapter 9 Making Meaning through Drawing

Overview 239

**A Brief History of Making Meaning
through Drawing** 240

The Artistic Process 242

How to: Create a Series 243

**Art Fundamentals: Rhythm and
Movement (Principle of Design)
Using Texture** 244

Exploring Big Ideas 245

What Is a Big Idea? 246

Personal Connections 248

How to: Use Mark-Making as Visual
Language 250

Drawing for Design:
Data Made Meaningful 251

Personal Symbolism 252

Drawing Becomes:
Aaron Douglas Illustrations 253

Abstract and Nonobjective Art 254

Drawing on History:
Conceptual Drawing 255

Nontraditional Approaches:
Hew Locke 256

Student Gallery 257

Studio Experience:
Visual Conversation 258

Career Profile: Lee Bontecou 260

Chapter Review 261



Chapter 10

Imaginary Worlds

Overview 263

**A Brief History of Drawing
Imaginary Worlds** 264

Creating Imaginary Worlds 266

**Seeing the Real World
Imaginatively** 267

**Drawing on History:
The Lunar Lander** 268

The Tools of the Imagination 269


Art Fundamentals: Absurdity 271

Creating a Narrative 272

**Drawing for Design:
Video Game Concept Art** 273

Cartoons and Comics 274

Superheroes 275



Monsters 276

**Drawing on History:
Monster Myths** 277

**Drawing Becomes:
Creature Creation** 278

How to: Work with Markers 279

**Nontraditional Approaches:
Phlegm** 280

Student Gallery 281

**Studio Experience:
Making a Storyboard** 282

Career Profile: Sean Andrew Murray 284

Chapter Review 285

Timeline of Drawing 286

Handbook 293

Glossary 313

Index 318